



**straumann**




*Three-way tipping trailer*

**Single-axle tipping trailer**  
**Tandem tipping trailer**  
**Double-axle tipping trailer**



# Reliable down to the last detail – for decades



**Absolutely tight**  
Inserted end stanchions with sealing rail

**Variable**  
Varied bodies for any application

**Robust**  
Airtight-welded side panels

**Convenient**  
Central tilting bearing locking mechanism

**Intelligent design**  
Positioning of tilting bearings far to the rear and outside for a high degree of stability

## Strautmann Three-way tipping trailers stand for:

- Quality
- Stability
- Economic value

Be among those who benefit from our more than 45 years of experience in tipping trailer manufacturing and become one of over 80,000 satisfied customers!

We are setting standards in terms of stability, long service life and flexibility. A high degree of stability under load and a long service life are the most important features that characterise a good tipping trailer.



Strautmann tipping trailer, YOM 1967

### Strautmann three-way tipping trailers



**Single-axle tipping trailers**  
– The small all-rounders



**Tandem-axle tipping trailers**  
– The practical ones



**Double-axle tipping trailers**  
– The flexible ones



**18-tonnes family**  
– The big ones

**Sturdy**  
Robust frames with double C-profile



### Contents

<b>Axle models</b>	4-5
<b>High quality with variable body</b>	6-7
<b>The Strautmann wooden body</b>	8-9
<b>Intelligent &amp; safe</b>	10-12
<b>Technical data</b>	13-15

# Axle models – the suitable equipment for any application

## Strautmann single-axle tipping trailer SEK 572-802

- Gross vehicle weight rating of 5.75 t – 8 t
- Low platform for easy charging
- Low dead weight, high payload



## Strautmann tandem-axle tipping trailer STK 802-2002

- Gross vehicle weight rating of 8 t – 20 t
- Varied body models for any demand
- Easy handling due to tandem axle
- Extremely stable during tilting
- Clean discharge thanks to conical platform (except for STK 2002)



## Strautmann double-axle tipping trailer SZK 802-1802

- Gross vehicle weight rating of 8 t – 18 t
- Varied body models for any demand
- Double-axle chassis for stable standing
- Clean discharge thanks to conical platform (except for SZK 1802)






# High quality with variable body

## Side panels

The side panels of all Strautmann three-way tipping trailers are laser-welded such that they are airtight and thus perfectly protected against corrosion. Furthermore, their profiling provides utmost stability, which means for you:

- Low wear
- Long service life
- Lasting economic value



Airtight-welded side panels

## Body models

Select from a wide range of side panel combinations to adapt the size of your tipping trailer to your needs:

	Basic side panel	Intermediate attachment	Hinged attachment
SEK 572	400 mm	-	400 mm
SEK 602 - 802 STK 802 - 1302 SZK 802/1402	500 / 600 mm	500 / 600 mm	500 / 600 mm
STK 2002 SZK 1802	800 mm*	-	600/800 mm*

\* Continuous or vertically divided with centre stake



## Silage attachment with hydr. back panel

Silage attachments of 1.5 or 1.8 m in height make your Strautmann tipping trailer the ideal vehicle for transporting silage.

- Hydraulic back panel opening
- Top front panel as grille
- Stronger tilting cylinder
- Detachable back panel frame, side panels can be hung into the usual stanchions
- Standard end stanchions for basic side panel & 1st attachment → can be stored at the frame



## Tarpaulin

For safe and dry transport without any losses, the Strautmann tipping trailers can be equipped with a tarpaulin and triangles in combination with a platform at the front.

- Folding central pole
- Tarpaulin can be rewound, with stowing option on the side

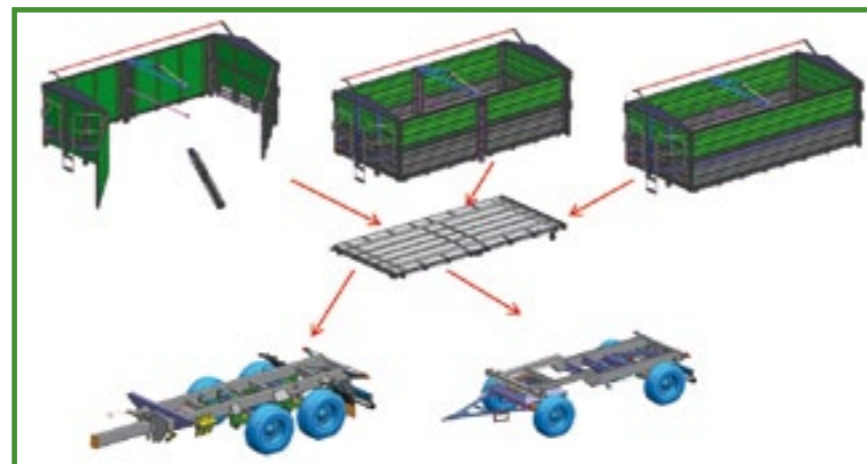


# Wooden body for gentle transport STK 2002 & SZK 1802



## Flexibility for large transport quantities

The Strautmann body design for the largest tandem and double-axle tipping trailers offers you a multitude of combinations - e.g. the installation of wooden side panels. The platform is identical for all models and can thus be flexibly used. A wooden body can therefore be used just as vertically divided or continuous steel side panels.



Side panel combinations with wooden body

	Continuous	Horizontally divided
STK 2002-H	1500 mm	830 / 670 mm
SZK 1802-H	1500 mm	830 / 670 mm

## Why wooden side panels?

- ✓ No freezing of loaded material in case of frost
- ✓ Gentle transport of delicate bulk materials (e.g. potatoes)
- ✓ Low dead weight for high payloads
- ✓ Extremely weather-proof due to coating



## Wooden side panels, body

The basic equipment includes:

- Continuous side panels on both sides at top level
- Rubber seal at the side panels for transport without any losses

We additionally offer you:

- Side portal doors or horizontally divided side panels
- Tarpaulin
- Trailer hitch for the second vehicle

The wooden side panels are available with left-hand and/or right-hand horizontal division (830 mm and 670 mm in height).

The back panel is horizontally divided and equipped with up to 3 discharge slides.

Due to the rubber seals, all side panels are closed in absolutely rape-tight and safe manner.

The long-lever locks enable easy and safe opening and closing of the side panels with very little effort.

## Portal doors for easy charging

- Opening to both sides and detachable centre stake
- Easy charging by means of a forklift
- Portal doors can also be used as swinging side panels
- Ideal dimensions for transporting pallets



# Intelligent & safe



### Side panel lifting springs

- Available on request
- Easier side panel opening
- Pivotal to avoid damage
- Easy removal if necessary

### Side panel unlocking mechanism


- In central position on the left-hand side, on the right-hand side and at the back panel
- Hydraulic operation as an optional extra (SZK 1802 & STK 2002)

### Central tilting bearing locking mechanism

- except for SEK 572, SEK 602, SZK 1802, STK 2002
- Tilting direction can be centrally pre-selected Control from the tractor seat
- No bending of platform
- Safe & accident-free

### Sealing system

- Screwed sealing strips SEK 602 - SEK 1402
- On the interior of the inserted stanchions and the fixed stanchions
- High accuracy of fit; adjustable at any time
- Transport of rape and more without any losses



### Grain discharge

- Standard
- Hand lever mountable at any time on the right-hand or left-hand side
- Standard discharge extension, detachable without use of tools, with support at the frame

### Speeds

- SEK 572, 602-1402: 25/40 km/h
- 2002/1802: 40/60 km/h

### Trailer hitch

- Standard (AK 80) off SEK 802
- With optional automatic towing hook for easy

### coupling


- Required coupling devices for second vehicle available

### Lighting & underride guard

- Robust multi-function lights with integrated triangle reflectors for increased safety on the road
- Additional TÜV-approved underride guard with 40 km/h registration.

### Inserted end stanchions

- Increased stability during tilting
- Variable removal and opening options
- All stanchions with long-lever locks for easy and safe opening and closing
- In case of detached stanchions use as a platform wagon



### Tilting cylinder

- 4-stage (except for SEK 572)
- 17,100 kg with 18 bar at 1st cylinder stage
- Safe discharge of loaded material

### Conical platform

- At the rear wider than at the front
- Easier discharge

### Tilting bearing

- Positioned far to the outside
- High discharge height
- High degree of stability



**Chassis**

- Solid chassis for safe driving characteristics
- Long service life
- High stability with the wagon tilted

**Brakes**

- Strong brake system for increased safety
- Available compressed-air brake can be upgraded with ALB equipment (automatic load-sensitive brake)
- ➔ On the STK 1002/1302 & SZK 802/1402 models as an optional extra
- ➔ On the STK 2002 & SZK 1802 models as standard equipment



**Side panel tilting supports**

- Optional for hanging up
- For transporting bales
- Incl. elbow chains for high stability

**Supporting leg**

- Standard equipment on the STK
- Hydr. supporting leg or supporting wheel also available



**Single-axle three-way tipping trailer**

**Technical data**

Model		SEK 572	SEK 602	SEK 802
Maximum admissible speed	km/h	25 / 40	25 / 40	25 / 40
<b>Dimensions</b>				
Platform length, inner	mm	3.490	4.005	4.560
Platform width, inner	mm	1.800	2.015 - 2.105	2.125 - 2.200
			(conical)	(conical)
Side panel height, all-round	mm	400	500	500
Rear side panel	mm	400	500	500
Total length approx.	mm	5.137	5.850	6.320
Total width approx.	mm	1.972	2.265	2.360
Platform height approx (min-max)*	mm	980 - 1.010	980 - 1.010	1.170 - 1.410
Adjustable sealing strips		no	yes	yes
Frame profile		C-profile	open C-profile	Double-C
Gross vehicle weight rating	kg	5.750	6.000	8.000
Payload approx.	kg	4.500	4.900	5.700
Tongue load	kg	1.000	1.000	1.000
Central tilting bearing locking mechanism		no	no	yes
Central side panel unlocking mechanism		no	yes	yes
Tilting cylinder		3-stage	4-stage	4-stage
Lifting power of 1st cylinder stage at 180 bar	kg	11.960	17.100	17.100
Tilting angle to the rear approx.		46°	49°	51°
Towing capacity	t	8	8	8

\* dependent from tyres



### Tandem-axle three-way tipping trailer

Technical data				
Model		STK 802	STK 1002	STK 1302
Maximum admissible speed	km/h	25 / 40	40	40
<b>Dimensions</b>				
Platform length, inner	mm	4.560	4.560	4.560
Platform width, inner	mm	2.125 - 2.200	2.125 - 2.200	2.125 - 2.200
		(conical)	(conical)	(conical)
Side panel height, all-round	mm	500	500	500
Total length approx.	mm	6.320	6.320	6.300
Total width approx.	mm	2.360	2.360	2.360
Platform height approx.	mm	1.110	1.135	1.185
Adjustable sealing strips		yes	yes	yes
Frame profile		Double-C	Double-C	Double-C
Gross vehicle weight rating	kg	8.000	10.000	13.000
Payload approx.	kg	ca. 5.200	ca. 7.200	ca. 9.100
Tongue load	kg	1.000	1.200	1.600
Central tilting bearing locking mechanism		yes	yes	yes
Central side panel unlocking mechanism		yes	yes	yes
Tilting cylinder		4-stage	4-stage	4-stage
„Lifting power of 1st cylinder stage at 180 bar.“	kg	17.100	17.100	17.100
Tilting angle to the rear approx.		51°	51°	51°
Towing capacity	t	8	8	8
Dimensions of tyres		12.5/80-18	12.5/80-18	500/50-17



### Double-axle three-way tipping trailer

Technical data				
Model		SZK 802	SZK 1402	
Maximum admissible speed	km/h	25 / 40	40	
<b>Dimensions</b>				
Platform length, inner	mm	4.560	4.560	
Platform width, inner	mm	2.125-2.200	2.125-2.200	
		(conical)	(conical)	
Side panel height, all-round	mm	500	500	
Total length approx.	mm	6.550	6.670	
Total width approx.	mm	2.360	2.360	
Platform height approx.	mm	1.250	1.350	
Adjustable sealing strips		yes	yes	
Frame profile		Double-C	Double-C	
Gross vehicle weight rating	kg	8.000	14.000	
Payload approx.	kg	ca. 5.300	ca. 10.700	
Tilting cylinder		4-stage	4-stage	
„Lifting power of 1st cylinder stage at 180 bar.“	kg	17.100	17.100	
Tilting angle to the rear approx.		51°	51°	
Towing capacity	t	8	8	
Dimensions of tyres		12.5/80-18 (12 PR)	385/65 R 22,5.e.	

### Tandem-axle three-way tipping trailer STK 2002 / STK 2002-H

Technical data				
Model		STK 2002 Steel body	STK 2002-H Wooden body	
Maximum admissible speed	km/h	40 / 60	40 / 60	
<b>Dimensions</b>				
Platform length, inner	mm	5.225	5.225	
Platform width, inner	mm	2.415	2.415	
Side panel height	mm	800 + 600	1.500	
Total length approx.	mm	7.400	7.400	
Platform height approx.	mm	1.320	1.320	
Rubber seal		yes	yes	
Frame profile		Double-C	Double-C	
Gross vehicle weight rating	kg	20.000	20.000	
Payload approx.	kg	ca. 15.300	ca. 15.500	
Tongue load	kg	2.000	2.000	
Loading capacity	m³	18	19	
Central side panel locking mechanism		yes	yes	
Tilting cylinder		4-stage	4-stage	
Lifting power of 1st cylinder stage at 180 bar.	kg	25.765	25.765	
Tilting angle to the rear approx.		50°	50°	
Towing capacity	t	18	18	
Dimensions of tyres		385/65 R 22,5 r.e.	385/65 R 22,5 r.e.	



### Double-axle three-way tipping trailer SZK 1802 / SZK 1802-H

Technical data				
Model		SZK 1802 Steel body	SZK 1802-H Wooden body	
Maximum admissible speed	km/h	40 / 60	41 / 60	
<b>Dimensions</b>				
Platform length, inner	mm	5.225	5.225	
Platform width, inner	mm	2.415	2.415	
Side panel height	mm	800 + 600	1.500	
Total length approx.				
Drawbar short 1700 mm	mm	7.100	7.100	
Drawbar long 2000 mm	mm	7.400	7.400	
Platform height approx.	mm	1.320	1.320	
Rubber seal		yes	yes	
Frame profile		C-profile	C-profile	
Gross vehicle weight rating	kg	18.000	18.000	
Payload approx.	kg	ca. 13.500	ca. 13.650	
Loading capacity	m³	18	19	
Central side panel locking mechanism		yes	yes	
Tilting cylinder		4-stage	4-stage	
Lifting power of 1st cylinder stage at 180 bar.	kg	25.765	25.765	
Tilting angle to the rear approx.		50°	50°	
Towing capacity	t	18	18	
Dimensions of tyres		385/65 R 22,5 r.e.	385/65 R 22,5 r.e.	





# strautmann



Strautmann main production facility in Bad Laer

[www.strautmann.com](http://www.strautmann.com)

B. Strautmann & Söhne GmbH u. Co. KG is a medium-sized family-owned company from southern Lower Saxony having already celebrated its 80th anniversary of existence and now being managed by the third generation. In a modern plant at the second production site in Lwówek (Poland), Strautmann manufactures individual machine components and, apart from that, also parts of the machine pro-

gramme such as tipping trailers, silage shovels or shear grabs. As a machine manufacturer offering a wide range of machinery for cattle feeding, green fodder harvesting, universal spreader and transport technology as well as in the field of charging and dosing technology for biogas plants, Strautmann is the competent partner for almost any customer in this industry.



Pol-Strautmann



**B. Strautmann & Söhne GmbH u. Co. KG**

Bielefelder Straße 53 · D-49196 Bad Laer · Phone: +49 (0)5424/802-0 · Fax: +49 (0)5424/802-76 · [info@strautmann.com](mailto:info@strautmann.com) } [www.strautmann.com](http://www.strautmann.com)