



straumann



Multi-purpose forage wagon

Tera-Vitesse ^{CFS}



Large loading capacity with maximum efficiency!

Powerful spiral rotor

with welded-on tine plates for optimum protection of fodder and maximum cutting quality

Efficient charging

by means of the unique CFS unit

Exact cutting

by means of the 50-knife Double-Cut cutting unit

**Optimum
gliding properties due**
to robust plastic floor

Tera-Vitesse^{CFS}

The multi-purpose forage wagon models Tera-Vitesse CFS convince by their large loading capacities and particularly easy towing due to the unique Continuous Flow System (CFS).

- Loading capacity 40 – 50 m³ (according to DIN 11741)
- Low power required
- Quicker charging

Contents

Continuous Flow System	4-5
Rotor and cutting unit	6-7
Bottom & body	8-9
Clever dosing	10-11
Safe & comfortable	12-13
Operation	14
Technical data	15

Continuous Flow System

– the system for efficient charging



The CFS-unit

Due to the interaction of different components, the CFS unit ensures excellent performance with little power required. Pick-up, CFS roller, rotor and Double-Cut cutting unit are ideally matched to each other and complement each other perfectly. This results not only in excellent silage quality but also in easy towing, thus saving power, money and time. Technical modifications reserved

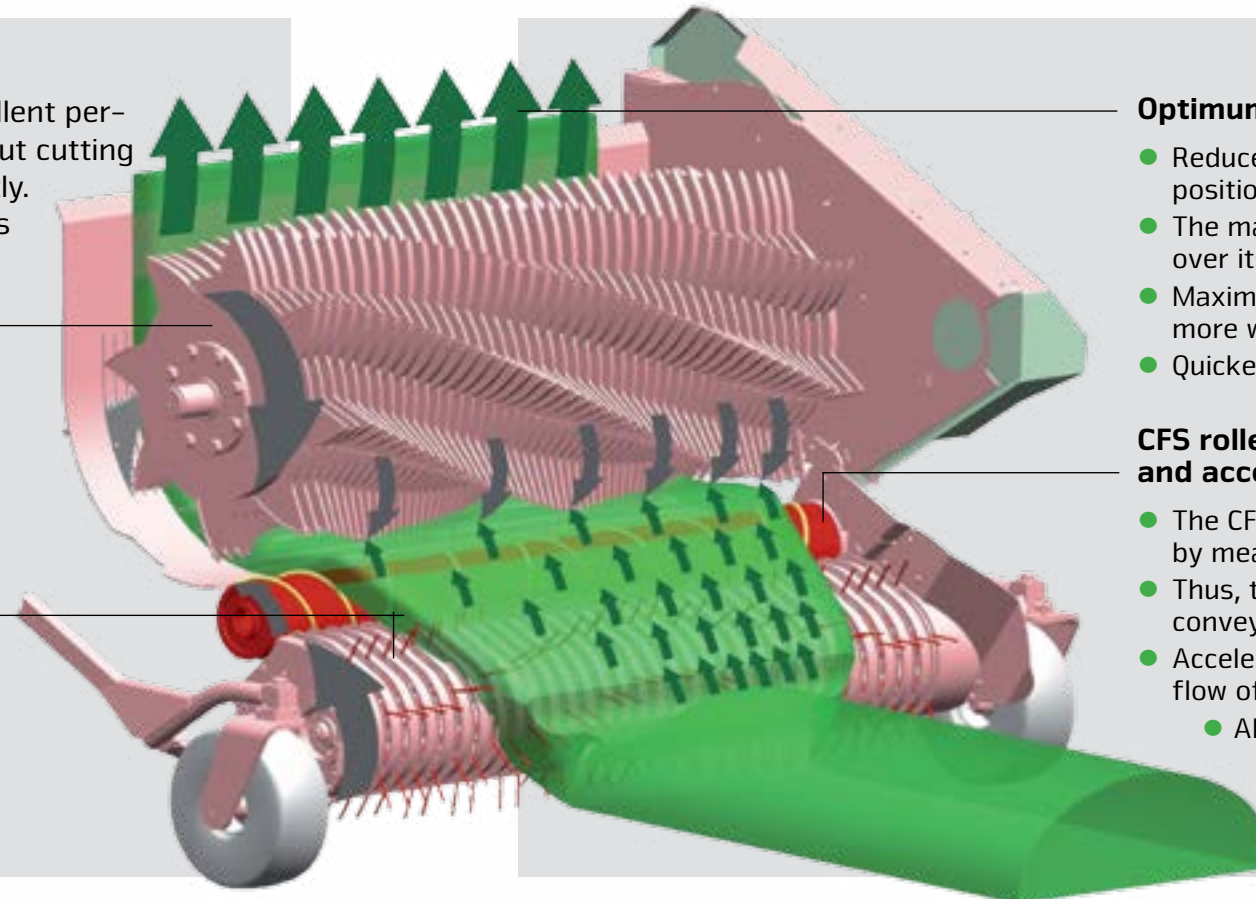
Cutting unit & rotor:

Exact cutting due to perfect interaction

- Tine plates welded on the rotor for uniform scissor-type cut
- The small distance between rotor tines and knives ensures an exact cut with little power required

Pick-up: Gentle picking-up of grass and dispersal of swathe

- Camless pick-up
- Plastic strippers
- 2.12 m in width
- 6 tine rows placed in V-shape disperse the grass
- Due to the additional CFS roller, the pick-up is in a very flat position → Optimum adaptation to ground



Optimum filling degree over the entire width

- Reduced power requirement due to higher positioned rotor and thus shortened conveyor duct
- The material is conveyed into the cargo space over its entire width
- Maximum and homogeneous filling degree = more weight per m³
- Quicker charging with less power required

CFS roller: Dispersal and acceleration of material

- The CFS roller disperses the loaded material by means of the special welded-on layer
- Thus, the loaded material is homogeneously conveyed to the rotor over the entire width
- Acceleration of material ensures homogeneous flow of material without any hesitation
 - Always identical delivery of loaded material from pick-up to rotor

Rotor and cutting unit – For optimum fodder quality




Powerful & gentle

- Feeder rotor with 8 tine rows
- Helically arranged
- Consistent torque without peak loads



Perfectly adapted to exact cutting

- Strippers and tines are arranged at a large angle to each other
→ Careful handling of fodder and saving of energy
- Welded-on tine plates ensure permanent precise cut
- Special armouring on top of the tine plates as anti-wear protection



Rotor drive

- Stressless powering via the drive shaft positioned in the middle of the drawbar pipe
- Long service life of all drive components
- The large-sized gearbox is almost maintenance-free

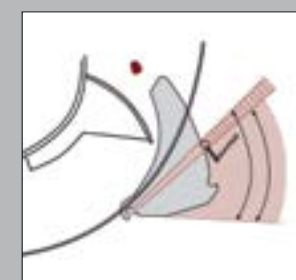
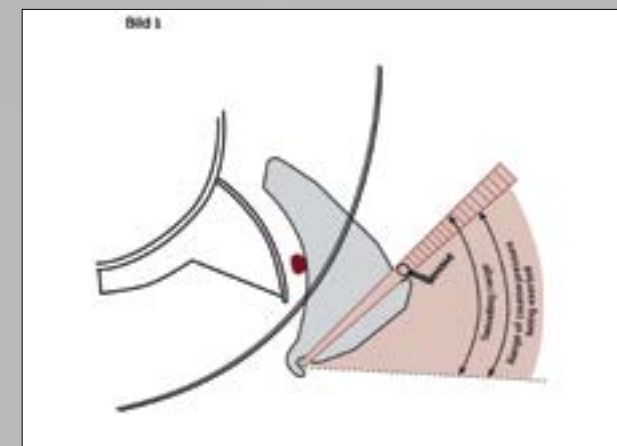


Extremely sleek for convincing results

- 50-knife Double-Cut cutting unit
- Knives can be used on both sides
- Cutting length of 35 mm
- Knife change without use of tools
- Knife bar can be hydraulically swivelled out

Sharp knives at any time – Thanks to the quick release system

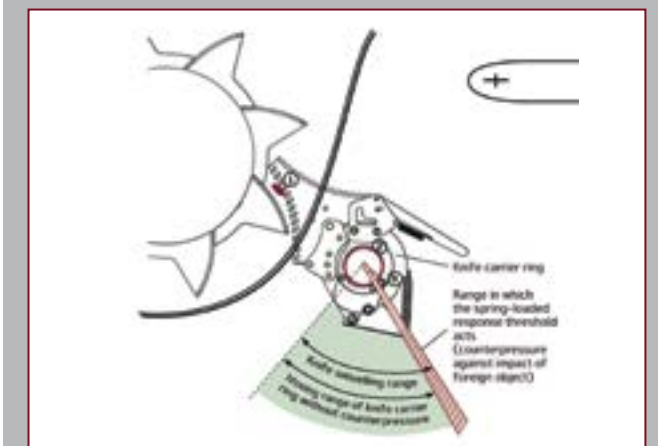
Knife protection with spring counter-pressure



Spring tension holds the knife in the duct even in the event of the knife coming into contact with a foreign object. As a result of the constant spring tension, the knife blade becomes blunt due to the greater force acting on the blade through the foreign object.

Result: The counter-pressure acts over the entire swivelling range of the knife.
→ Wear / Blunt blade


strautmann Protection system



The power required to activate the knife protection system is almost identical at all points of the knife. The knife protection system is already activated when a foreign object comes into contact with the bottom part of the blade. Due to the fact that the knife is not held in the duct by means of spring counter-pressure, it swivels out before the rest of the blade may be damaged. The principle is similar to that of a cam-type cut-out clutch.

Result: Knife swivels out early enough
→ Less wear and longer service life of knives

Bottom & body



Slip-proof transport floor

Even feed due to:

- Low-wear plate-link chains
- Welded with robust square pipes
- Automatic chain tensioners for minimum amount of maintenance
 - Chains are separately tensioned
- Plastic floor for easier discharge



Powerful drive

- Central feed gearing with 2 oil motors
- 2-level switching



Solid body

- All-steel body
- Continuous side panels with reinforced side posts provide stability
- Maximum interior width of 2.35 m for large transport capacities



Cargo space cover

- Safe transport of loaded material
- Cover is folded hydraulically
- Easily operated from the tractor seat



Optimum filling degree

- Load-protection bars prevent the fodder from overflowing
- Standard automatic charging system
- Presetting of filling degree possible
- When the loaded material presses against the feelers of the automatic charging system, the transport floor starts to run



Easy access

- Convenient six-foot access door
- Folding ladder
- Ladder galvanised for long service life



Clever dosing



Effective beaters

- Dosing unit with 3 standard beaters
- Equipped with aggressive ripping tines




Solid tailgate

- With mechanical locking mechanism
- Wide opening option for quick discharge
- Adjustable opening angle
- With integrated pressure switch for level indicator (on wagons without dosing unit)

Robust drive

- Driven by large-sized roller chains
- Safety switch-off at the bottom beater
 - ➔ When the wagon is full, the bottom beater evades to the rear thus stopping the transport floor feed via a sensor



Safety & comfort

– On the road and on the field



Different chassis options

ensure optimum driving comfort and safety at any time:

Boogie tandem chassis

- Standard equipment on Tera-Vitesse ^{CFS} 4201
- Chassis with parabolic suspension for an admissible axle load of 18 t



Hydraulic tandem chassis

- For improved driving comfort at high speeds
- Optional extra for Tera-Vitesse ^{CFS} 4201
- Standard equipment on Tera-Vitesse ^{CFS} 4601
- Even load distribution onto all wheels
- Optional suspension for perfect driving characteristics



Hydraulic tridem chassis

- Optional extra for Tera-Vitesse ^{CFS} 4601
- Standard equipment on Tera-Vitesse ^{CFS} 5201
- Reduced ground pressure
- Axle load of 10 t per axle (on 5201 model)



Passive steering axle

- Standard equipment on tandem chassis
- Excessive friction of the wheels on the ground is prevented

Electronic forced steering axle

- Optional extra on tandem chassis
- Standard equipment on tridem chassis
- The SES system („Strautmann Electronic Steering“) provides a high degree of driving stability
- Adjustment of steering angle to the speed
- Steering is automatically locked during discharge
 - ➔ maximum safety during discharge on the silo



Linkage & drawbar

- Bottom linkage with coupling head or drawbar lug
- Slim drawbar for maximum manoeuvrability
- Due to propeller shaft bearing, only a short propeller shaft is required
 - ➔ particularly low wear due to smooth true running



Easily aim high

- Standard hydraulic folding drawbar
- With double-acting cylinders
- For comfortable and easy travelling over the silo
- Standard hydraulic drawbar suspension



Optimum adaptation to ground

- Guide wheels at the pick-up ensure flexible adaptation to the ground
- Optionally available with additional guide wheels behind the pick-up for easier working even on soft or wet ground



Operation

Several operating options enable an adapted and easy operation of the Tera-Vitesse^{CFS}



Strautmann ISOBUS control set

- Standard equipment
- Illuminated soft keys for comfortable operation
- Optimum control of the discharging process, the transport floor and the additional functions
- Also suitable for less experienced drivers

ISOBUS-terminals

Due to the compatibility of the Strautmann ISOBUS control, the following terminals can be used for the Strautmann forage wagons:



WTK Elektronik



Fendt



Müller Elektronik



John Deere

ISO 11783

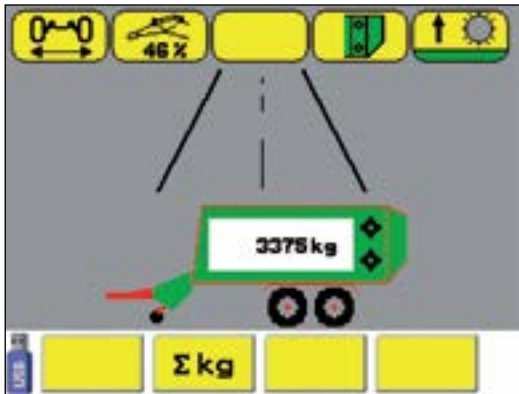
The ISO control crucially contributes to reduce the stress of the operator, as functional sequences can be combined in work flows (AI and AII) and sensors permit a better control of the machine.

Thus, information about the steering axle, the tailgate and the position of the knives is provided by means of status indicators.

We are in close contact with other manufacturers. Please do not hesitate to contact us for any enquiries regarding compatibility.

Weighing system

- Field Operator FO 130 available as an optional extra in combination with hydraulic weighing system
- Automatic adjustment of drawbar (Charging/ Discharging/ Road travel)



Multi-purpose forage wagon Tera-Vitesse^{CFS} 4201 / 4601 / 5201 (D0)

Technical data				
Model		TV ^{CFS} 4201	TV ^{CFS} 4601	TV ^{CFS} 5201
Dimensions				
Length	m	10,11	10,86	12,00
Width / Outside wheel width	m	2,55 / 2,81	2,55 / 2,81	2,55 / 2,81
Height	m	4,00	4,00	4,00
Height m				
Loading capacity according to DIN 11741	m³	40,00	44,00	50,00
with dosing unit	m³	38,00	42,00	48,00
Loading capacity, medium compression	m³	76,00	83,60	95,00
with dosing unit	m³	72,20	79,80	91,20
Dead weight, standard equipment	kg	10.400	11.000	13.000
with dosing unit	kg	10.900	11.500	13.500
Gross vehicle weight rating				
- with bottom linkage (up to 40 km/h)	kg	22.000	-	-
- with hydr. chassis	kg	24.000	24.000	-
- with tridem chassis	kg	-	31.000	34.000
Power required	kW/HP	140 / 190	155 / 210	176 / 240
Dimensions with tyres		710/50 R 26,5	710/50 R 26,5	710/50 R 26,5

Figures, technical data and weights may change due to technical development and are not binding for delivery.





strautmann



Strautmann main production facility in Bad Laer

www.strautmann.com

B. Strautmann & Söhne GmbH u. Co. KG is a medium-sized family-owned company from the administrative district of Osnabrück having already celebrated its 80th anniversary of existence and now being managed by the third generation. In a modern plant at the second production site in Lwówek (Poland), Strautmann manufactures individual machine components and, apart from that, also parts of the machine

programme such as tipping trailers, all-grip buckets or shear grabs. As a machine manufacturer offering a wide range of machinery for cattle feeding, green fodder harvesting, universal spreader and transport technology as well as in the field of charging and dosing technology for biogas plants, Strautmann is the competent partner for almost any customer in this industry.



Pol-Strautmann



B. Strautmann & Söhne GmbH u. Co. KG

Bielefelder Straße 53 · D-49196 Bad Laer · Tel.: +49 (0)5424/802-0 · Fax: +49 (0)5424/802-76 · info@strautmann.com · www.strautmann.com