



straumann



Fodder Mixing Wagons

Verti-Mix
Verti-Mix-L
Verti-Mix Double



Verti-Mix

- One for all



Drawbar
Narrow and thus easy to manoeuvre. Easy to unscrew and reposition from bottom to top linkage and for height adjustment.

Weighing device
Various models enable optimum monitoring and exact feeding.

Extensions
Two extensions with different heights enable you to flexibly adapt your Verti-Mix to your needs.

Vario² mixing auger
in stepped flight design Different knife options and positions enable individual adaptations to different natures of fodder components. Thus, homogeneous mixtures and optimum fodder quantity are available.

Customised discharge option
Most diverse discharge options guarantee optimum fodder discharge in your enterprise.

Why mix fodder?

- Homogeneously mixed ingredients prevent the cows from selecting the fodder
 - Higher milk yields with improved ingredients
 - All animals are optimally fed from the physiological point of view and are less prone to diseases
 - Healthy, long-living cows for a high degree of cost effectiveness
- Time saving and easier working
- Monitoring of feed rations by means of weighing technology packages available as optional extras
- Possible addition of low-cost industrial by-products

Verti-Mix

What you are going to appreciate ...

- 1. Mixing quality**
...because only cows enjoying optimum nutrition are healthy and deliver a good milk yield!
- 2. Easy towing**
...because your diesel consumption is reduced!
- 3. Efficiency/Speed**
... because you achieve a homogeneous mixture!
- 4. Flexibility**
... because machines should adapt to your enterprise!
- 5. Reliability**
... because your cows must be fed on 365 days a year!

Be among those who benefit from more than 25 years of experience in fodder mixing technology and become one of our approx. 20,000 reference enterprises!

Contents

Vario ² mixing auger in stepped flight design	4-5
Extensions	6-7
Two-auger mixers	8-9
Discharge options	10-13
Bedding	14-15
Weighing & operating	15-16
Optional extras	18
Technical data	19-23

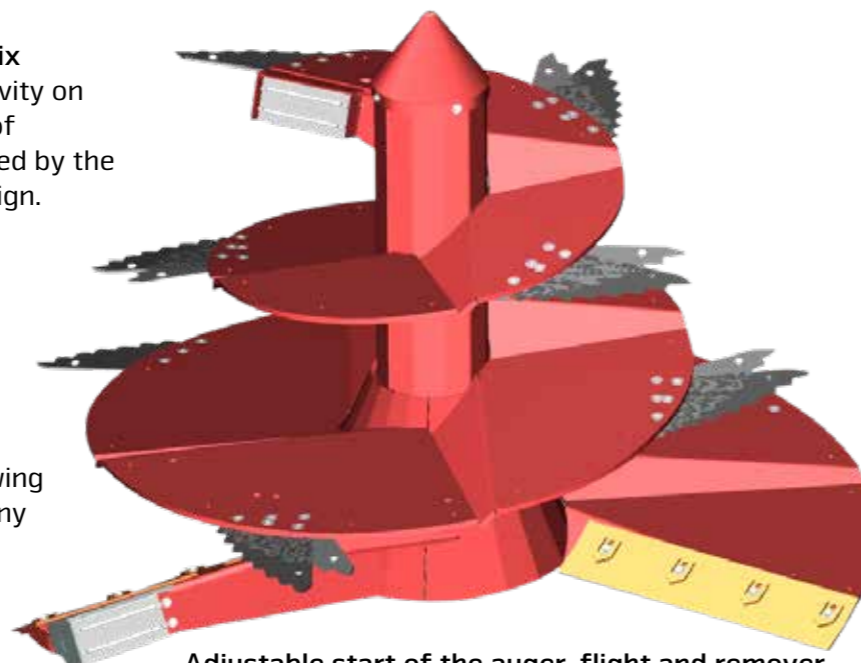
Vario² mixing auger in stepped flight design – The allround talent

Strautmann fodder mixing wagons Verti-Mix substantially contribute to increase productivity on modern dairy farms. The perfect geometry of container and Vario² mixing auger is supported by the newly developed auger in stepped flight design. This ensures:

- Low power requirement
- Optimum fodder structure
- Homogeneous mixing
- Energy-saving short mixing times

Excellent mixing quality and proven easy towing guarantee absolute cost effectiveness for any kind of application.

The Vario² mixing auger in stepped flight design – Variability and strength for any purpose
Due to the patented knife adjustment system, the Vario² mixing auger in stepped flight design can be perfectly adapted to your specific conditions of use. The robust and low-maintenance angular gear ensures a long service life even under challenging conditions.



Adjustable start of the auger-flight and remover
The adjustable bars at the start of the auger-flight and an adjustable cutting edge at the remover lead to all fodder components neatly being picked up.


Highly effective magnetic separation of metallic foreign objects
Each silage and any kind of purchased fodder might contain metallic foreign objects which might harm your dairy cattle. The **Strautmann magnetic system** (optional extra) directly mounted on the mixing auger offers optimum health protection for your high-yield cows. The system is mounted such that it is in direct and close contact with the mixed fodder, thus working very effectively, without the foreign objects being able to be removed from the magnet again by the following fodder.



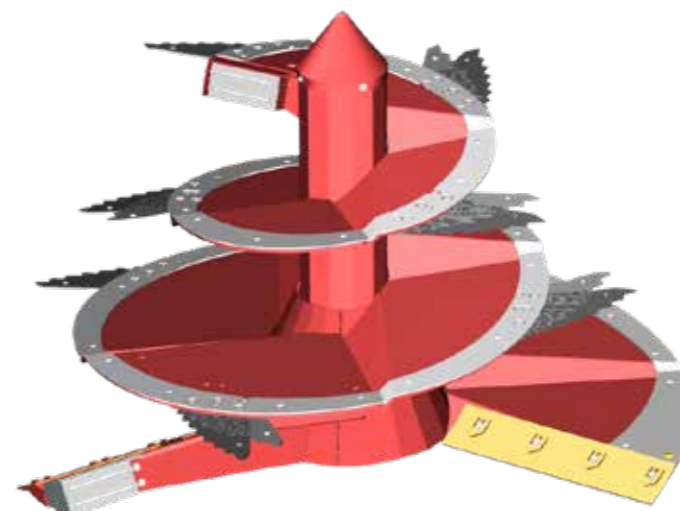
Result after 14 days of using our magnets (wedding ring as reference in the bottom right of the photo)

Stainless steel protective cover between mixing auger and coaxial gearbox

- Recommended for compact mixture (compact TMR) or for addition of larger quantities of water
- Minimised fodder deposits between auger and gearbox

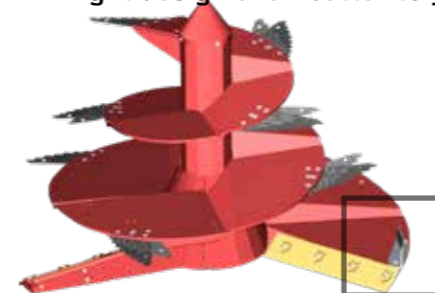


Technical modifications reserved



Innodur

Special knife options help you to adapt your Vario² mixing auger in stepped flight design even better to your needs:



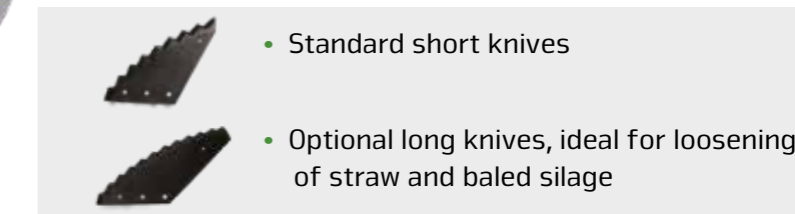
Scraper

„Scrapers“ especially developed for very poorly structured feed rations (compact TMR) ensure an additional mixing effect and an improved fodder movement.

Innodur


Optional „INNODUR“ wearing elements significantly extend the service life of the Vario² mixing auger in stepped flight design.

- 5 mm thick and 100 mm wide stainless steel elements
- Screwed to the auger windings with an overlap
- Subsequent mounting also possible



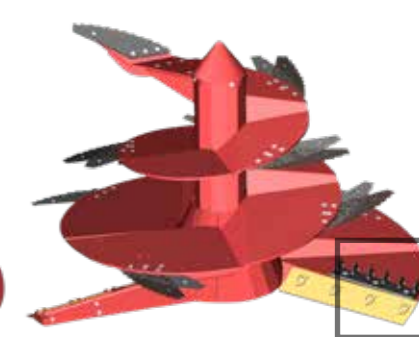
• Standard short knives

• Optional long knives, ideal for loosening of straw and baled silage



Bale knife

The **bale knife** is perfectly suitable for cutting round bales.



Root crop knife

For fodder rations containing e.g. beets or potatoes, the **root crop knife** ensures better mixing and additional crushing of the ingredients.

Ask for our **heavy-duty version** of the Vario² mixing auger in stepped flight design with 20 mm strong windings for a 50 % longer service life (= 50 % less wear costs).

Assumption:

Residual thickness before replacement of the mixing auger 5 mm, i.e. 15 mm wear material in case of heavy-duty compared to 10 mm in case of the standard mixing augers.



Robust heart

The heart of the Vario² mixing auger in stepped flight design is the very robust and durable gearbox. Stability and long maintenance intervals are achieved by means of a large-sized pair of tapered rollers, double sealing and a large grease chamber.



Effective mixing

The perfect matching of the mixing auger with the container ensures quick and homogeneous mixing.

Technical modifications reserved

You want your business to grow –Your Verti-Mix adapts to your growing needs

The patented container embossing at the top container edge provides the Straumann mixing container additional strength and stability. It serves as the basis for variable container extensions enabling you to adapt the capacity of the mixing container to your operational requirements.

Your advantages:

- Flexible customised extension of the capacity
- Highest stability of the container due to embossing
- Design of all components for maximum possible container capacity



Optimum use of container capacity. Depending on the space available in the enterprise, different extension options are at your disposal.

Inner overflow ring for optimum container use in case of low overhead clearances.

If extensions are added, continue to use the overflow ring.

The right Verti-Mix – For your needs...

Basic machine	Basic capacity	Capacity with 180 mm extension	Capacity with 360 mm extension
One-auger mixers			
Verti-Mix 951	7,5 m ³	8,5 m ³	9,5 m ³
Verti-Mix 1251	10 m ³	11 m ³	12,5 m ³
Verti-Mix 1401	12,0 m ³	13,0 m ³	14,0 m ³
Verti-Mix 1651	13,5 m ³	15 m ³	16,5 m ³
Two-auger mixers			
Verti-Mix 1501 D	12,0 m ³	13,5 m ³	15,0 m ³
Verti-Mix 1801 D	14,0 m ³	16,0 m ³	18,0 m ³
Verti-Mix 2401 D	19,0 m ³	21,5 m ³	24,0 m ³
Verti-Mix 3101 D	25,0 m ³	28,0 m ³	31,0 m ³

- Feeding of 6-8 cows per m³ when feeding once a day (depending on the ingredients/TS content)
- Volume adjustment possible by means of container extensions
- Basic machine model is always designed for maximum capacity



Technical modifications reserved

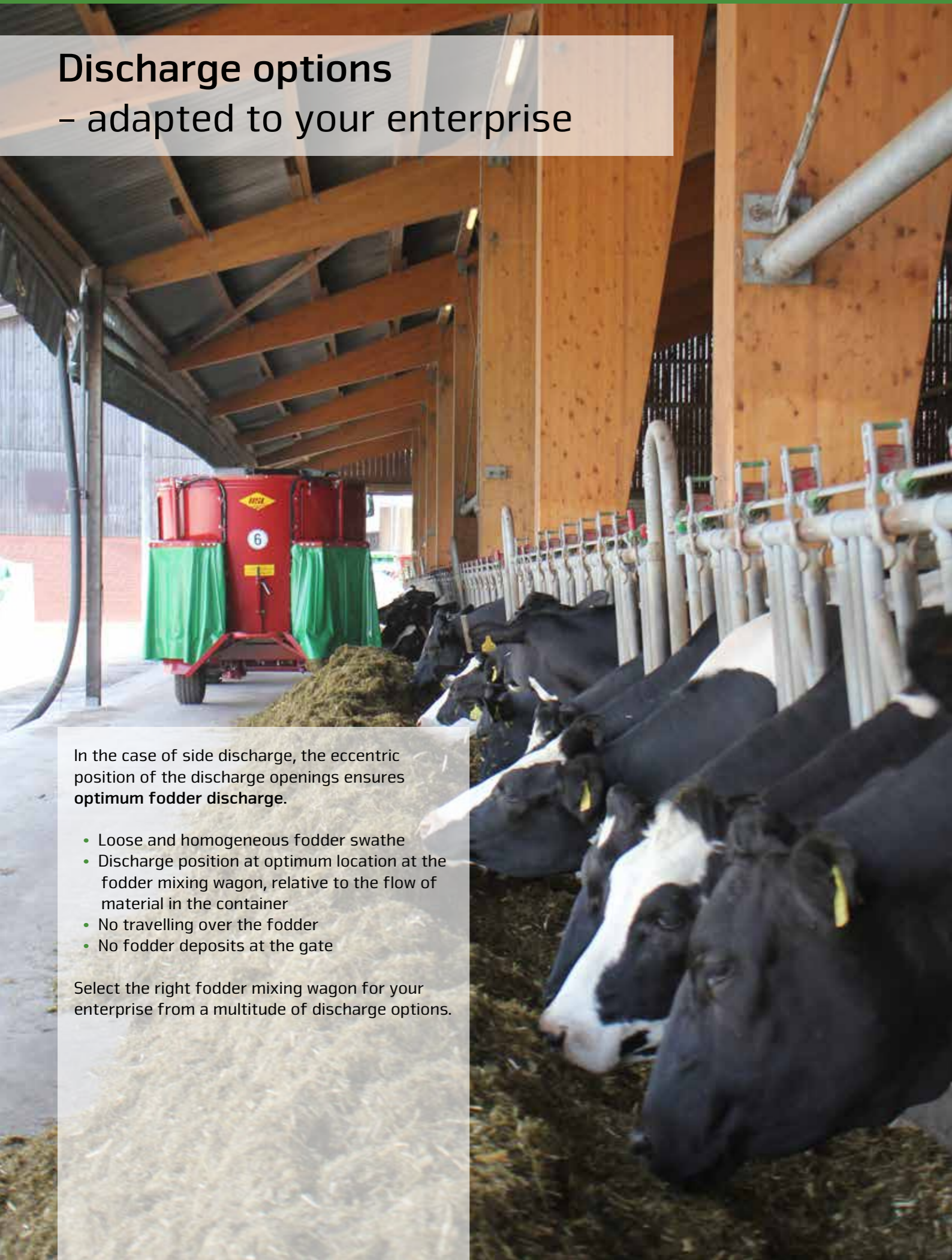
Twice as good – The Strautmann two-auger mixers



The fodder mixing wagons of the **Verti-Mix Double** series particularly excel by their high mixing capacity, while maintaining compact dimensions. The innovative extension concept enables expanding enterprises to adapt these fodder mixing wagons to their current requirements.

- 2 Vario2 mixing augers in stepped flight design
- Optional magnetic system for optimum animal health
- Also available with tandem axle

Discharge options – adapted to your enterprise



In the case of side discharge, the eccentric position of the discharge openings ensures optimum fodder discharge.

- Loose and homogeneous fodder swathe
- Discharge position at optimum location at the fodder mixing wagon, relative to the flow of material in the container
- No travelling over the fodder
- No fodder deposits at the gate

Select the right fodder mixing wagon for your enterprise from a multitude of discharge options.



Fodder-protecting discharge via adjustable side chutes

At the side discharge devices, adjustable chutes support the fodder discharge. The side chute mechanically operated by the side gate

- moves to rest position with the gate closed – Fodder residues move onto the swathe and do not fall onto the drive path
- ensures fodder discharge beyond the lane – The wheels do not roll over the discharged fodder

The side chutes can be equipped with an optional hydraulic actuating mechanism.



Discharge in narrow dead-end feeding passages

- For comfortable feeding even in narrow dead-end feeding passages, side gates behind the wheels are being used.
- The fodder is loosely discharged on one or both sides behind the wheels. *



Rear centre discharge

- For central fodder discharge on the feeding table
- Ideal for the dosing of premixtures in silo units



Side discharge with conveyor extension

- Discharge with hydraulically folding conveyor extension
- Variable discharge width due to optional speed adjustment via hand-operated regulator or E-control
- Enables dosing into elevated feeding troughs

*except for Verti-Mix-L

Technical modifications reserved

Discharge options

The Strautmann crossover conveyor

Easy discharge within the field of view. The Strautmann crossover conveyor proven in ten thousands of applications discharges the mixed feed (in case of front discharge) – due to the open design easily visible for the driver on the right-hand or left-hand side in the direction of motion. Variable conveyor speeds achieved by means of different motors or direct adjustability enable the fodder discharge width to be adapted as far as right up to directly in front of the feed fence. The crossover conveyor drive is equipped with a standard floating oil motor, such that the conveyor runs particularly smoothly and there is no risk of bearing distortions.



The proven **lattice bar roller** ensures high tractions of the driving roller and slip-free power transmission. It prevents material from piling up on the roller and increases the service life of the conveyor thanks to the gentle return of the conveyor.



Crossover conveyor with hydraulically folding conveyor extension

- Clean and homogeneous fodder discharge
- Enables the charging of elevated troughs and feeding tables
- Despite increased discharge width, compact dimensions due to hydraulic swivel mechanism
- Variable discharge width due to optional speed adjustment via hand-operated regulator or E-control



Front crossover conveyor

- Clean and homogeneous fodder discharge
- Optimum view of the fodder discharge from the tractor seat
- Variable discharge width due to optional speed adjustment via hand-operated regulator or E-control
- Optional 2nd hydraulic motor for two-sided drive



Rear crossover conveyor

- Clean and homogeneous fodder discharge ideal for discharge in dead-end feeding passages
- Optimum view to the rear due to optional rear-view camera
- Variable discharge width due to optional speed adjustment via hand-operated regulator or E-control



Front V-conveyor

- Conveyor with side shift (25 cm both sides) and height adjustment (0-55 cm)
- Standard with 2 hydraulic motors
- For a variety of farm conditions
- Laying down of fodder with distance to the machine or in high troughs



Technical modifications reserved

Dual-use machine

- Cubicle management with your Verti-Mix



Additional benefit for your Verti-Mix by use as bedding equipment


A high-yield cow requires 2 kg of bedding material every day – more than 6 t per month for 100 cows. Thanks to this optional extra equipment, your Verti-Mix fodder mixing wagon can also be used for that type of work.



Fast bedding roller*
The cleaner and more germ-free the cubicle, the healthier the animals. The ideal bedding materials are straw, peat, sawdust and lime. After the mixing process in the container has been finished, the bedding material is spread up to the head region of the cubicles via the roller – comfortably and reliably for maximum animal comfort and udder health.

*only in combination with E-control

Technical modifications reserved



Zuführwalze



Technical modifications reserved

Straw blower*

- The Vario² mixing auger in stepped flight design easily cuts up the straw bale and undoes it.
- The mechanically powered straw blower throws the bedding mixture up to a width of 20 m into the stable.
- Electro-hydraulic operation for the straw blower functions
- The standard position of the blower outlet is on the right-hand side in the direction of motion.
- The throwing range can be hydraulically adjusted by means of a chute.

Feeding roll

- Optional hydraulically powered feeding roll
- Positioning in front of the throwing blower enables interruption of the discharge by switching the roll off
- Particularly recommended for more humid bedding mixtures and fodder discharge into elevated troughs

Rotary tower adjustment

- Optional rotary tower adjustment
- Throwing blower can be hydraulically rotated from right-hand discharge in the direction of motion to left-hand discharge

*except for Verti-Mix-L
(Straw blower only available with front discharge)

Operating and weighing – Take your choice

The Strautmann operating options

Strautmann responds to individual customer demands also with regard to the kind of operating device. The selection of the operating option depends on the user's requirements.



1. Direct tractor connection
Precondition:
One double-acting control device for each function

Reasonable if:
... the tractor is uncoupled only rarely

... the fodder mixing wagon is only equipped with a side discharge



2. Operation via Bowden cable
Precondition:
One double-acting control device at the tractor or alternatively one single-acting control device with free return line

Reasonable if:
... older tractors with only a few control devices are used



3. Electrical control set
Precondition:
One double-acting control device at the tractor or alternatively one single-acting control device with free return line

Reasonable if:
... awareness of comfort is existent and an increase in efficiency is requested

Weighing devices

The weighing device is an integral component of the fodder mixing wagon. Only an exact quantity determination of the individual ingredients ensures full use of the profitability of the fodder mixing wagon.



PTM AV 70
radio remote control

1. PTM HL 50 – programmable weighing device without data transfer
The PTM HL 50 is the start model of the Strautmann weighing devices

- 50 recipes
- From 30 ingredients
- Assessment
- Acoustic/Visual signal

2. PTM Advance Super USB – programmable weighing device with data transfer
A complete feeding control including time recording is of fundamental importance for cost optimisation on dairy farms.

- 150 recipes
- From 30 ingredients
- Multiline display
- Multi-Link compatible – several devices can be connected
- Optional: Read-out and management by means of included software
- Optional: Wireless communication with farm PC via WLAN antenna



3. EZ 2810 – Adding scale without data transfer
Adding scale for easy work with part weights of individual components.
Standard with Bluetooth antenna:

- Free Feed App
- Rations can be saved on smartphone
- Feed report can be sent by e-mail

4. Digi Star EZ 3610

- Programmable weighing device
- 150 recipes
- 99 ingredients
- With optional data transfer if software packages are available

Individual equipment options



Drawbar lug 40 mm



Rear-view camera & headlights



Monitor for rear-view camera



Drawbar lug 50 mm




Mineral feed funnel



Lighting



Coupling head linkage K80



Magnetic system



Control set with potentiometer



Manual counter-cutter



Hydraulic counter-cutter



Hydraulic motors – depending on the application, you can select from a range of motors of different speeds

Technische Daten

	Verti-Mix 951-L 7,5 / 8,5 / 9,5 [m³]	Verti-Mix 1251-L 10,0 / 11,0 / 12,5 [m³]
Dimensions		
Length [m]	4,85	4,98
Width with one-sided discharge [m]	2,26	2,38
Width with two-sided discharge [m]	2,36	2,48
Outside wheel width [m]	1,90	1,90
Discharge height [m]	0,54	0,54
Distance Centre of drawbar lug - Centre of axle [m]	4,48	4,48
Dead weight		
Basic machine [kg]	3.150 / 3.200 / 3.250	3.700 / 3.760 / 3.820
Gross vehicle weight rating		
Admissible tongue load [kg]	2.500	2.500
Technically admissible gross vehicle weight rating 15 km/h, single axle [kg]	8.700	8.700
Power required HP		
without switchgear 26 rpm	35 / 39 / 42	50 / 52 / 56
with switchgear 14.4/26 rpm	25 / 28 / 30	35 / 38 / 40
without switchgear 30 rpm	44 / 47 / 51	67 / 69 / 73
with switchgear 16.7/30 rpm	32 / 34 / 37	47 / 50 / 56
Power required kW		
without switchgear 26 rpm	26 / 29 / 31	37 / 39 / 41
with switchgear 14.4/26 rpm	18 / 21 / 22	26 / 28 / 30
without switchgear 30 rpm	32 / 35 / 38	49 / 51 / 54
with switchgear 16.7/30 rpm	24 / 25 / 27	35 / 37 / 39
Axle		
Track width [mm]	1.650	1.650
Container		
Container wall thickness [mm]	8	8
Bottom plate [mm]	18	20
Container length inner dimension incl. overflow ring [m]	2,63	2,93
Vehicle height depending on tyres with single axle		
30 x 11.5 - 14,5 [m]	2,11 / 2,35 / 2,53	2,40 / 2,58 / 2,76
250-15 18 (18 PR) [m]	2,12 / 2,30 / 2,48	2,40 / 2,58 / 2,76
10.0/75-15.3 (18 PR) [m]	2,18 / 2,36 / 2,54	-
400/60-15,5 (18 PR) [m]	2,17 / 2,35 / 2,53	2,46 / 2,64 / 2,82



	Verti-Mix 951 7,5 / 8,5 / 9,5 [m³]	Verti-Mix 1251 10,0 / 11,0 / 12,5 [m³]	Verti-Mix 1401 12,0 / 13,0 / 14,0 [m³]	Verti-Mix 1651 13,5 / 15,0 / 16,5 [m³]
Dimensions				
Length [m]	4,65	4,87	5,10	5,10
Width with crossover conveyor [m]	2,16	2,28	2,42	2,42
Width with one-sided discharge [m]	2,26	2,38	2,52	2,52
Width with two-sided discharge [m]	2,36	2,48	2,62	2,62
Outside wheel width [m]	1,78	2,04	2,23	2,23
Extension height [m]	- / 0,18 / 0,36	- / 0,18 / 0,36	- / 0,18	- / 0,18 / 0,36
Length with front crossover conveyor [m]	5,30	5,50	5,75	5,75
Length with rear crossover conveyor [m]	4,90	5,04	5,17	5,17
Discharge height, crossover conveyor [m]	0,75	0,87	0,74	0,74
Distance Centre of drawbar lug - Centre of axle [m]	3,38	3,47	3,72	3,72
Distance Centre of drawbar lug - Centre of axle with front crossover conveyor [m]	4,10	4,19	4,29	4,29
Dead weight				
with crossover conveyor [kg]	3.200 / 3.260 / 3.300	3.800 / 3.860 / 4.150	4.840 / 4.900	4.840 / 4.900 / 5.000
Gross vehicle weight rating				
Admissible tongue load [kg]	1.000	1.200	1.400	1.400
Technically admissible gross vehicle weight rating 15 km/h, single axle [kg]	7.000	12.000	12.200	12.200
Gross vehicle weight rating 25 km/h (StVZO), single axle [kg]	7.000	9.000	11.400	11.400
Power required HP				
without switchgear 23 rpm	-	-	-	73 / 80 / 88
with switchgear 12.8/23 rpm	-	-	-	45 / 49 / 54
without switchgear 26 rpm	35 / 39 / 42	50 / 52 / 56	64 / 69 / 74	-
with switchgear 14.4/26 rpm	25 / 28 / 30	35 / 38 / 40	40 / 43 / 46	-
without switchgear 30 rpm	44 / 47 / 51	67 / 69 / 73	76 / 82 / 88	88 / 96 / 106
with switchgear 16.7/30 rpm	32 / 34 / 37	47 / 50 / 56	54 / 58 / 62	54 / 60 / 65
Power required kW				
without switchgear 23 rpm	-	-	-	54 / 59 / 65
with switchgear 12.8/23 rpm	-	-	-	33 / 36 / 40
without switchgear 26 rpm	26 / 29 / 31	37 / 39 / 41	47 / 51 / 54	-
with switchgear 14.4/26 rpm	18 / 21 / 22	26 / 28 / 30	29 / 32 / 34	-
without switchgear 30 rpm	32 / 35 / 38	49 / 51 / 54	56 / 60 / 65	65 / 71 / 77
with switchgear 16.7/30 rpm	24 / 25 / 27	35 / 37 / 39	40 / 43 / 46	46 / 51 / 54
Axle				
Track width [mm]	1.510	1.630	1.740	1.740
Container				
Container wall thickness [mm]	8	8	8	8
Bottom plate [mm]	18	20	20	20
Container length inner dimension incl. overflow ring [m]	2,63	2,93	3,27	3,27

	Verti-Mix 951 7,5 / 8,5 / 9,5 [m³]	Verti-Mix 1251 10,0 / 11,0 / 12,5 [m³]	Verti-Mix 1401 12,0 / 13,0 / 14,0 [m³]	Verti-Mix 1651 13,5 / 15,0 / 16,5 [m³]
Vehicle height depending on tyres with single axle				
30 x 11.5 - 14,5 [m]	2,30 / 2,48 / 2,66	2,59 / 2,77 / 2,95	-	-
250-15 18 (18 PR) [m]	2,32 / 2,50 / 2,68	2,61 / 2,79 / -	-	-
250-15 18 (18 PR) reduction of load capacity: [kg]	-	8.500	-	-
10.0/75-15.3 (18 PR) [m]	2,31 / 2,49 / 2,67	-	-	-
400/60-15,5 (14 PR) [m]	2,43 / 2,61 / 2,79	-	-	-
400/60-15,5 (18 PR) [m]	-	2,72 / 2,90 / 3,08	2,89 / 3,07 / 3,25	3,05 / - / -
400/60-15,5 (18 PR) reduction of load capacity [kg]	-	-	9.660	9.660
8.15-15 (14 PR) double, track 1500 mm [m]	-	2,58 / 2,76 / 2,94	2,76 / 2,94 / 3,12	2,94 / 3,12 / 3,30
19.0/45-17 [m]	-	2,72 / 2,90 / -	-	-
19.0/45-17 reduction of load capacity [kg]	-	8.500	-	-
215/75R17.5 (133) double [m]	-	-	2,80 / 2,98 / 3,16	2,97 / 3,15 / 3,33
435/50 R 19.5 [m]	-	2,80 / 2,98 / 3,16	2,97 / 3,15 / 3,33	3,14 / 3,32 / 3,50



	Verti-Mix 1501 Double 12 / 13,5 / 15 [m³]	Verti-Mix 1801 Double 14 / 16 / 18 [m³]	Verti-Mix 2401 Double 19 / 21,5 / 24 [m³]	Verti-Mix 3101 Double 25 / 28 / 31 [m³]
Dimensions				
Length [m]	6,34	6,71	7,06	7,44
Width with crossover conveyor [m]	1,96	2,16	2,28	2,42
Width with one-sided discharge [m]	2,06	2,26	2,38	2,52
Width with two-sided discharge [m]	2,16	2,36	2,48	2,62
Outside wheel width [m]	2,03	2,03	2,25	2,37
Extension height [m]	- / 0,18 / 0,36	- / 0,18 / 0,36	- / 0,18 / 0,36	- / 0,18 / 0,36
Length with front crossover conveyor [m]	7,01	7,40	7,76	8,13
Length with rear crossover conveyor [m]	6,61	6,98	7,27	7,55
Discharge height, crossover conveyor [m]	0,79	0,81	0,81	1,03
Distance Centre of drawbar lug - Centre of axle [m]	4,37	4,55	4,55	4,70
Distance Centre of drawbar lug - Centre of axle with front crossover conveyor [m]	5,03	5,24	5,24	5,40
Dead weight				
with two-sided discharge [kg]	5.300 / 5.350 / 5.400	5.900 / 5.950 / 6.000	7.100 / 7.150 / 7.200	9.400 / 9.475 / 9.550
with crossover conveyor [kg]	5.500 / 5.550 / 5.600	6.100 / 6.150 / 6.200	7.300 / 7.350 / 7.400	9.600 / 9.675 / 9.750
Gross vehicle weight rating				
Admissible tongue load [kg]	1.800	1.800	1.800	2.000
Admissible tongue load if axle moved for- ward by 400 mm [kg]	400	-	-	-
Technically admissible gross vehicle weight rating 15 km/h, single axle [kg]	11.800	12.600	12.600	-
Technically admissible gross vehicle weight rating 15 km/h, tandem axle [kg]	-	11.800 (track 1650mm) / 17.800 (track 1720mm)	17.800 (track 1720mm) / 25.800 (track 1930mm)	18.000 (track 1720mm) / 26.000 (track 1930mm)
Gross vehicle weight rating 25 km/h (StV- ZO), single axle [kg]	11.800	11.800	11.800	-
Gross vehicle weight rating 25 km/h (StV- ZO), tandem axle [kg]	-	17.800 (track 1720mm)	17.800	18.000
Power required HP				
with switchgear 12.8/23 rpm	-	-	-	101 / 106 / 112
without switchgear 26 rpm	84 / 92 / 102	90 / 99 / 109	130 / 139 / 146	-
with switchgear 14.4/26 rpm	52 / 57 / 62	54 / 61 / 67	82 / 87 / 91	-
without switchgear 30 rpm	99 / 109 / 120	114 / 124 / 133	142 / 155 / 166	-
with switchgear 16.7/30 rpm	62 / 67 / 73	71 / 76 / 82	99 / 106 / 111	113 / 125 / 133
Power required kW				
with switchgear 12.8/23 rpm	-	-	-	75 / 78 / 83
without switchgear 26 rpm	61 / 67 / 75	66 / 72 / 80	95 / 102 / 107	-
with switchgear 14.4/26 rpm	38 / 42 / 45	39 / 44 / 49	60 / 64 / 67	-
without switchgear 30 rpm	72 / 80 / 88	83 / 91 / 97	104 / 114 / 122	-
with switchgear 16.7/30 rpm	45 / 49 / 53	52 / 55 / 60	72 / 78 / 81	83 / 91 / 97
Axle				
Track width [mm]	1.520	1.520 / 1.650 / 1.720	1.720 / 1.930	1.720 / 1.930

Technical modifications reserved

	Verti-Mix 1501 Double 12 / 13,5 / 15 [m³]	Verti-Mix 1801 Double 14 / 16 / 18 [m³]	Verti-Mix 2401 Double 19 / 21,5 / 24 [m³]	Verti-Mix 3101 Double 25 / 28 / 31 [m³]
Container				
Container wall thickness [mm]	8	8	8	8
Bottom plate [mm]	18	20	20	20
Container length inner dimension incl. over- flow ring [m]	4,40	4,77	5,19	5,67
Vehicle height depending on tyres with single axle				
400/60-15,5 (18 PR) [m]	2,43 / 2,61 / 2,79	-	-	-
400/60-15,5 (18 PR) track 1500 mm, central axle position [m]	2,38 / 2,56 / 2,74			
8.15-15 (14 PR) double, track 1500 mm [m]	2,29 / 2,47 / 2,65	2,34 / 2,52 / 2,70		
8.15-15 (14 PR) double, track 1500 mm, cent- ral axle position [m]	2,28 / 2,46 / 2,64			
215/75 R 17.5 (133) double, track 1500 mm, central axle position [m]	2,35 / 2,52 / 2,70			
215/75R17.5 (133) double [m]	2,36 / 2,54 / 2,72	2,37 / 2,55 / 2,73		
235/75R 17.5, double, track 1720 mm [m]			2,66 / 2,84 / 3,02	
435/50 R 19.5 [m]	2,51 / 2,69 / 2,87	2,52 / 2,70 / 2,88	2,80 / 2,98 / 3,16	
435/50 R 19.5 track 1500 mm, central axle position [m]	2,49 / 2,67 / 2,85			
455/45R 22.5, track 1720 mm [m]			2,85 / 3,03 / 3,21	
Vehicle height depending on tyres with tandem axle				
10.0/75-15.3 TD track 1650 mm [m]		2,38 / 2,56 / 2,74		
400/60-15.5 (18 PR), track 1720 mm [m]		2,51 / 2,69 / 2,87	2,80 / 2,98 / 3,16	
435/50 R 19.5, track 1930 mm [m]			2,89 / 3,07 / 3,25	3,23 / 3,41 / 3,59
435/50 R 19.5 TD, track 1720 mm [m]		2,56 / 2,74 / 2,92	2,86 / 3,04 / 3,22	3,23 / 3,41 / 3,59





www.strautmann.com

B. Strautmann & Söhne GmbH u. Co. KG



Bielefelder Straße 53
D-49196 Bad Laer
Tel.: +49(0)5424/802-0
Fax: +49(0)5424/802-76
info@strautmann.com
www.strautmann.com