



strautmann



Multi-purpose forage wagon

Giga-Vitesse^{CFS} 02



Gigantic and powerful

- The Strautmann Giga-Vitesse^{CFS} 02



Efficient integral rotor with welded-on tine plates for optimum protection of fodder and top cutting quality

Width Pick-up of 2,25 m


Efficient charging by means of the unique CFS unit

Exact cutting with the 44-knife Double-Cut cutting unit

Giga-Vitesse^{CFS} 02

Large loading capacity and particularly easy towing due to the unique Continuous Flow System (CFS).

- Loading capacity of 32 - 42 m³
- CFS unit
- Efficient
- Easy towing



Contents

Pick-up and rotor	4-5
Uncompromising conveying unit	6-7
Bottom & superstructure	8-9
Clever dosing	10-11
Safety & comfort	12-13
Operation	14
Technical data	15

The CFS system with integral rotor

– For optimum material flow



The Strautmann Giga-Vitesse^{CFS} 02 presents a revised conveying unit. The new pick-up impresses by a picking-up width of 2.25 m and new guide wheels for optimum height adjustment. A new integral rotor which reliably conveys even large swathes through the cutting unit into the cargo space, has been specifically developed for the new conveying unit, while the user can rely on the usual advantages such as even load of the components, optimum cutting quality and smooth operation of the Strautmann CFS conveying unit.

The proven Continuous Flow System (CFS)

Optimum filling degree over the entire width

- Reduced power requirement due to higher positioned rotor and thus shortened conveyor duct
- The material is conveyed into the cargo space over its entire width
- Maximum and homogeneous filling degree = more weight per m³
- Quicker charging with less power required


CFS roller: Dispersal and acceleration of material

- The CFS roller disperses the loaded material by means of the special welded-on layer
- Thus, the loaded material is homogeneously conveyed to the rotor over the entire width
- Acceleration of material ensures homogeneous flow of material without any hesitation
- Always identical delivery of loaded material from pick-up to rotor
- No fodder piling up



Extended pick-up

- New standard 2.25 m wide pick-up
- Camless with plastic strippers for minimum wear
- 6 tine rows placed in V-shape
- Flat standing pick-up for optimum adaptation to ground
- Road travel possible without folding of guide wheels
- Homogeneous fodder intake due to double roller crop guard



The integral rotor

New integral rotor

- Overall rotor width 2.10 m
- Conveying width 1.60 m with 8 helical tine rows
- Wide swathes are compactly conveyed to the conveyor duct

Robust integral augers

- 25 cm wide integral elements on both sides
- 6 mm thick auger windings to bring the material reliably together
- Auger windings end on conveying tines

Perfectly adapted to exact cutting

- Strippers and tines are arranged at a large angle to each other
- Careful handling of fodder and saving of energy
- Welded-on tine plates ensure permanent precise cut
- Special armouring on top of the tine plates as anti-wear protection

Rotor drive

- Rotor drive via oil-bath gearbox and in planetary set integrated in the rotor
- Reduction of speed only shortly in front of rotor
→ reduced torque load in the power train



Consistently outstanding cutting quality

- The Exact-Cut cutting unit



Extremely sleek for convincing results

- 44-knife Double-Cut cutting unit
- Knives can be used on both sides
- Cutting length of 35 mm
- Knife change without use of tools
- Knife bar can be hydraulically swivelled out

Knife change made easy



Change of knives

- Knife bar can be hydraulically swivelled in and out from the outside
- Knife change without use of tools
- Enclosed extraction lever for easy and quick removal:
 - Lever is inserted in the knife protection system
 - With light pressure to the front, the knife slips off the locking shaft



Technical modifications reserved


Knife protection system with a spot-on triggering function

The new knife protection system in Strautmann forage wagons is equipped with a spot-on triggering function and is particularly low-maintenance. The knife is completely retracted from the conveyor duct in case of contact with a foreign object, thus minimising damage to the knife blades.



Knives in conveyor duct

- Knife protection system fallen under dead point
- Knives are held in the duct



In case of contact with a foreign object

- Rubber dampers are compressed
- Knife protection system reaches dead point
- Spring for the wayback mechanism is tensioned



Actuate protection system

- Knife protection system has passed dead point
- Knife retracts completely
- Spring for the wayback mechanism is tensioned at its maximum
- A signal in the driver's cabin indicates the actuated protection system

Automatic wayback

When the counter-force of the foreign object decreases or does no longer exist, the spring automatically retracts the knife into the conveyor duct

Technical modifications reserved

Bottom & superstructure



Versatile use

- Upper part of front panel optionally hydraulically folding
- Full features as transport vehicle in forage harvesting ensured



Easy access

- Convenient access door
- Folding ladder
- Galvanised ladder for long service life



Solid superstructure

- All-steel superstructure
- Continuous side panels with reinforced side posts provide stability



Galvanised steel floor

- In combination with low-wear plate-link chains
- Transport floor chains welded with robust square pipes
- Automatic chain tensioners for minimum maintenance required
 - Chains are tightened separately
- Long service life due to screwed wearing rails



Practical maize plate

- Ideal for use as a multi-purpose wagon
- Prevents the loaded material from falling into the rotor duct
- Can be easily and quickly mounted



Powerful drive

- Feed gearing with powerful oil motors on both sides
- Standard 2-level switching

Clever dosing



Effective beaters

- For even fodder discharge on the silo
- Dosing unit with 3 standard beaters
- Equipped with aggressive ripping tines



Robust drive

- Powered by large-sized roller chains
- Safety switch-off at the bottom beater
- When the wagon is full, the bottom beater evades to the rear thus stopping the transport floor feed via a sensor



Optimum filling degree

- Load-protection bars prevent the fodder from overflowing
- Standard automatic charging system
- Presetting of filling degree possible
- Deflected feelers start the transport floor



Solid tailgate

- With mechanical locking mechanism
- Wide opening option for quick discharge
- With integrated pressure switch for level indicator (on wagons without dosing unit)



Safety & comfort

- On the field and on the road

Different chassis options

ensure optimum driving comfort and safety at any time:



Boogie tandem chassis

- Standard
- Chassis with parabolic suspension for an admissible axle load of 18 t
- Large pendulum radius of axles



Hydraulic tandem chassis

- For an admissible axle load of 20 t
- Improved driving comfort at high speeds
- Optional for Giga-Vitesse^{CF5} 4002, series for 4402
- Even load distribution onto all wheels
- Optional suspension for perfect driving characteristics



Passive steering axle

- Standard equipment on tandem chassis
- Excessive friction of the wheels on the ground is prevented
- Protection of sward



Electronic forced steering axle

- Optional extra on tandem chassis
- The SES system („Strautmann Electronic Steering“) provides a high degree of driving stability
- Adjustment of steering angle to the speed
Excellent manoeuvrability of the Giga-Vitesse^{CF5}



Easily aim high

- Standard hydraulic folding drawbar for bottom linkage
- With double-acting cylinders
- For comfortable and easy travelling over the silo
- Standard hydraulic drawbar suspension
- Up to a tongue load of 4 t
- Short propeller shaft due to intermediate bearing on the drawbar
→ Long service life and smooth running



Optimum adaptation to ground

- Guide wheels at the pick-up ensure flexible adaptation to the ground
- Optionally available with additional guide wheels behind the pick-up for easier working even on soft or wet ground

ISOBUS control

The Strautmann ISOBUS control helps you to have all machine functions under control at any time. The particularly intuitive operator panel of the software is divided into charge and discharge mode and road travel mode. The keys of the right-handed control terminal „Smart 570“ are arranged ergonomically and ensure comfortable and safe operation of the machine functions. Settings can be simultaneously and easily made via the 5.7" touch surface.

STRAUTMANN „SMART 570“



- Standard equipment
- 5.7" coloured screen
- Optimum control of the charging and discharging process and safe road travel
- Numerous automatic functions ensuring intuitive and comfortable machine operation

ISOBUS-TERMINALS



Beispielhafte Abbildung Fendt-Terminal

Due to the compatibility of the Strautmann ISOBUS control (ISOBUS AEF certification), most varied terminals can be used for the Strautmann forage wagons. Thus, depending on the tractor type, all machine functions can be operated via the tractor joystick.

Technical modifications reserved

Technical data

	Giga-Vitesse CFS 3602 without beaters / with beaters with tyres 710/50 R 26.5	Giga-Vitesse CFS 4002 with beaters / without beaters with tyres 710/50 R 26.5	Giga-Vitesse CFS 4402 without beaters / with beaters with tyres 710/50 R 26.5
Dimensions			
Width [m]	2,55	2,55	2,55
Height [m]	4,00	4,00	4,00
Length [m]	9,42	10,22	11,02
Outside wheel width [m]	2,81	2,81	2,81
Tare weight			
Tare weight [kg]	9.300 / 9.700	9.700 / 10.100	10.200 / 10.600
Gross vehicle weight rating			
with bottom linkage [kg]	22.000	22.000	24.000
Power required			
Power required from [kW/PS]	107/145	118/160	132/180
Loading capacity, medium compression			
Loading capacity, medium compression [m ³]	64,6 / 60,8	72,2 / 68,4	79,8 / 76,0
Loading capacity according to DIN 11741			
Loading capacity according to DIN 11741 [m ³]	34,0 / 32,0	38,0 / 36,0	42,0 / 40,0
Additional data			
Conveying unit type	Rotor	Rotor	Rotor
Number of knives [pcs.]	44	44	44
Picking-up width of pick-up [m]	2,25	2,25	2,25
Theoretical cutting length [mm]	35	35	35

Figures, technical data and weights may change due to technical development and are not binding for delivery.





www.strautmann.com

B. Strautmann & Söhne GmbH u. Co. KG



Bielefelder Straße 53
D-49196 Bad Laer
Tel.: +49(0)5424/802-0
Fax: +49(0)5424/802-76
info@strautmann.com
www.strautmann.com