



straumann



Multi-purpose forage wagon

Giga-Vitesse^{CF}



Gigantic and powerful

The Strautmann Giga-Vitesse^{CFS}

Giga-Vitesse^{CFS}

Large loading capacity and particularly easy towing due to the unique Continuous Flow system (CFS)

- Loading capacity of 32-42 m³
- CFS unit
- Efficient
- Easy towing

Powerful spiral rotor

with welded-on tine plates for optimum protection of fodder and maximum cutting quality



Efficient charging

by means of the unique CFS unit

Exact cutting

by means of the 45-knife Double-Cut cutting unit

Contents

Continuous Flow system	4-5
Rotor and cutting unit	6-7
Bottom & body	8-9
Clever dosing	10-11
Safe & comfortable	12-13
Operation	14
Technical data	15

Continuous Flow system

– the system for efficient charging



The CFS unit

Due to the interaction of different components, the CFS unit ensures excellent easy towing with little power required. Pick-up, CFS roller, rotor and Double-Cut cutting unit are ideally matched to each other and complement each other perfectly. This results not only in excellent cutting quality but also in easy towing, thus saving power, money and time.

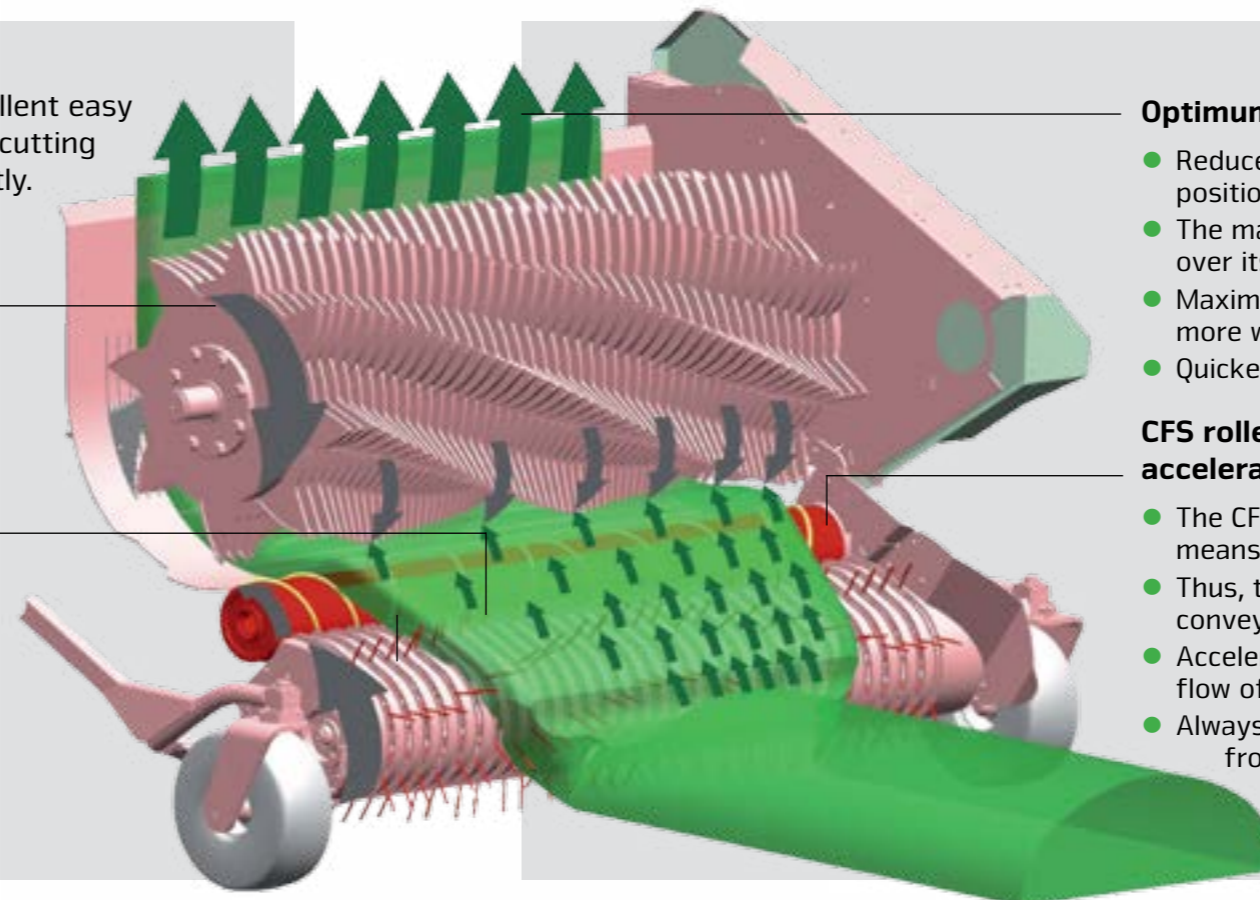
Cutting unit & rotor:

Exact cutting due to perfect interaction

- Tine plates welded on the rotor additionally ensure a uniform scissor-type cut
- The small distance between rotor tines and knives ensures an exact cut with little power required

Pick-up: Gentle picking-up of grass and dispersal of swathe

- Camless pick-up
- Plastic strippers
- 2.0 m in width
- 6 tine rows placed in V-shape disperse the grass
- Due to the additional CFS roller, the pick-up is in a very flat position → Optimum adaptation to ground



Optimum filling degree over the entire width

- Reduced power requirement due to higher positioned rotor and thus shortened conveyor duct
- The material is conveyed into the cargo space over its entire width
- Maximum and homogeneous filling degree = more weight per m³
- Quicker charging with less power required

CFS roller: Dispersal and acceleration of material

- The CFS roller disperses the loaded material by means of the special welded-on layer
- Thus, the loaded material is homogeneously conveyed to the rotor over the entire width
- Acceleration of material ensures homogeneous flow of material without any hesitation
- Always identical delivery of loaded material from pick-up to rotor → No fodder piling up

Rotor and cutting unit

– For optimum fodder quality



Powerful & gentle

- Feeder rotor with 8 tine rows
- Helically arranged
- Consistent torque without peak loads

Perfectly adapted to exact cutting

- Strippers and tines are arranged at a large angle to each other
→ Careful handling of fodder and saving of energy
- Welded-on tine plates ensure permanent precise cut
- Special armoring on top of the tine plates as anti-wear protection

Rotor drive

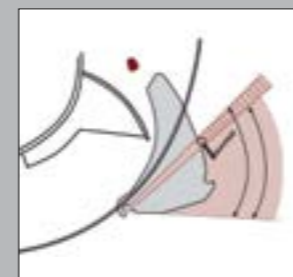
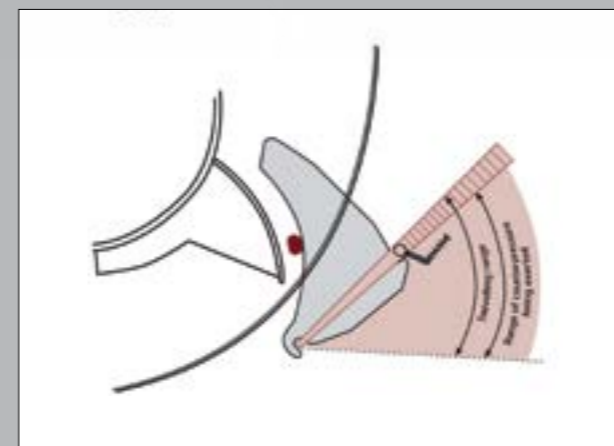
- Stressless powering via the drive shaft positioned in the middle of the drawbar pipe
- Long service life of all drive components
- The large-sized gearbox is almost maintenance-free

Extremely sleek for convincing results

- 45-knife Double-Cut cutting unit
- Knives can be used on both sides
- Cutting length of 35 mm
- Knife change without use of tools
- Knife bar can be hydraulically swivelled out

Sharp knives at any time – Thanks to the quick release system

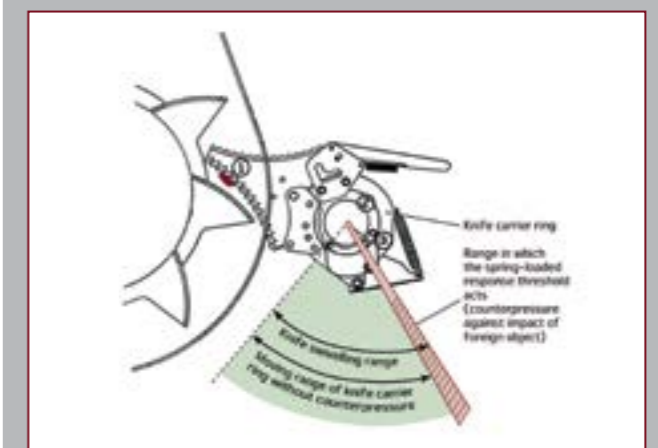
Knife protection with spring counter-pressure



Spring tension holds the knife in the duct even in the event of the knife coming into contact with a foreign object. As a result of the constant spring tension, the knife blade becomes blunt due to the greater force acting on the blade through the foreign object.

Result: The counter-pressure acts over the entire swivelling range of the knife.
→ Wear / Blunt blade

strautmann Protection system



The power required to activate the knife protection system is almost identical at all points of the knife. The knife protection system is already activated when a foreign object comes into contact with the bottom part of the blade. Due to the fact that the knife is not held in the duct by means of spring counter-pressure, it swivels out before the rest of the blade may be damaged. The principle is similar to that of a cam-type cut-out clutch.

Result
Knife swivels out early enough
→ Less wear and longer service life of knives


Bottom & body



Slip-proof transport floor

Even feed due to:

- Low-wear plate-link chains
- Welded with robust square pipes
- Durable, galvanised steel floor
- Available with wooden floor and round steel chains as optional extras




Practical maize plate

- Ideal for use as a multi-purpose wagon
- Prevents the loaded material from falling into the rotor duct
- Can be easily and quickly mounted



Powerful drive

- Central feed gearing with 2 oil motors
- 2-level switching



Easy access

- Convenient six-foot access door
- Folding ladder
- Ladder galvanised for long service life

Optimum filling degree

- Load-protection bars prevent the fodder from overflowing
- Standard automatic charging system
- Presetting of filling degree possible
- When the loaded material presses against the feelers of the automatic charging system, the transport floor starts to run

Solid body

- All-steel body
- Continuous side panels with reinforced side posts provide stability

Clever dosing



Robust drive

- Driven by large-sized roller chains
- Safety switch-off at the bottom beater
- ➔ When the wagon is full, the bottom beater evades to the rear thus stopping the transport floor feed via a sensor



Effective beaters

- Dosing unit with 3 standard beaters
- Equipped with aggressive ripping tines



Solid tailgate

- With mechanical locking mechanism
- Wide opening for quick discharge possible
- With integrated pressure switch for level indicator (on wagons without dosing unit)



Safety & comfort

– On the road and on the field



Different chassis options
ensure optimum driving comfort
and safety at any time:

Boogie tandem chassis

- Standard
- Chassis with parabolic suspension for an admissible axle load of 18 t



Hydraulic tandem chassis

- ➔ For an admissible axle load of 20 t
- Improved driving comfort at high speeds
- Optional for Giga-Vitesse ^{CFS} 4001 & 4401
- Even load distribution onto all wheels
- Optional suspension for perfect driving characteristics



Optimum adaptation to ground

- Guide wheels at the pick-up ensure flexible adaptation to the ground
- Optionally available with additional guide wheels behind the pick-up for easier working even on soft or wet ground



Passive steering axle

- Standard equipment on tandem chassis
- Excessive friction of the wheels on the ground is prevented



Electronic forced steering axle

- Optional extra on tandem chassis
- Standard equipment on tridem chassis
- The SES system („Strautmann Electronic Steering“) provides a high degree of driving stability
- ➔ Adjustment of steering angle to the speed
- ➔ Excellent manoeuvrability of the Giga-Vitesse ^{CFS}



Bottom hitch

- Bottom linkage with coupling head
- Up to a tongue load of 4 t



Easily aim high

- Standard hydraulic folding drawbar
- With double-acting cylinders
- For comfortable and easy travelling over the silo
- Standard hydraulic drawbar suspension



Operation

Several operating options enable an adapted and easy operation of the Giga-Vitesse^{CFS}



FIELD OPERATOR 120

- Standard
- Illuminated softkeys for pleasant operation
- Optimal control of the unloading process, the scraper floor and the additional functions
- Integrated automatic unloading functions ease operation



FIELD OPERATOR 130

- Available as an option
- Possible to save drawbar heights
- External operation of articulated drawbar and cutter bar
- Colour display



New Holland



John Deere



Massey Ferguson



Fendt

ISOBUS-terminal

Due to the compatibility of the Strautmann ISOBUS controller, different terminals can be used for the Strautmann forage wagons:

Short-cut forage wagon Giga-Vitesse^{CFS} 3201 / 3601 / 4001 / 4401

Technical data					
Type		GV ^{CFS} 3201	GV ^{CFS} 3601	GV ^{CFS} 4001	GV ^{CFS} 4401
Dimensions					
Length	m	8,69	9,42	10,22	11,02
Width / Outside wheel width	m	2,55 / 2,81	2,55 / 2,81	2,55 / 2,81	2,55 / 2,81
Height	m	4,00	4,00	4,00	4,00
Loading capacity according to DIN 11741	m³	30,0	34,0	38,0	42,0
with dosing unit	m³	–	32,0	36,0	40,0
Loading capacity, medium compression	m³	57,0	64,6	72,2	79,8
with dosing unit	m³	–	60,8	68,4	76,0
Dead weight, standard equipment	kg	8.600	9.000	9.400	9.900
with dosing unit	kg	–	9.400	9.800	10.300
Gross vehicle weight rating					
– with bottom linkage (up to 40 km/h)	kg	22.00	22.000	22.000	22.000
– with hydr. chassis	kg	–	–	24.000	24.000
– with tridem chassis	kg	–	–	–	31.000
Power required	kW/HP	100/135	107 / 145	118 / 160	132 / 180
Dimensions with tyres		710/50 R 26,5	710/50 R 26,5	710/50 R 26,5	710/50 R 26,5

Figures, technical data and weights may change due to technical development and are not binding for delivery.





strautmann



Strautmann main production facility in Bad Laer

www.strautmann.com

B. Strautmann & Söhne GmbH u. Co. KG is a medium-sized family-owned company from southern Lower Saxony having already celebrated its 80th anniversary of existence and now being managed by the third generation. In a modern plant at the second production site in Lwówek (Poland), Strautmann manufactures individual machine components and, apart from that, also parts of the

machine programme such as tipping trailers, silage shovels or shear grabs. As a machine manufacturer offering a wide range of machinery for cattle feeding, green fodder harvesting, universal spreader and transport technology as well as in the field of charging and dosing technology for biogas plants, Strautmann is the competent partner for almost any customer in this industry.



Pol-Strautmann



B. Strautmann & Söhne GmbH u. Co. KG

Bielefelder Straße 53 · D-49196 Bad Laer · Tel.: +49 (0)5424/802-0 · Fax: +49 (0)5424/802-76 · info@strautmann.com · www.strautmann.com