



strautmann



Tine-bar forage wagon

Ambion



Ambion

– The expert for gentle charging



Ambion

High harvesting performance and gentle charging are the special features which distinguish the Strautmann Ambion forage wagon. The large-sized hay superstructures ensure maximum transport capacities. The silage superstructure ensures efficient charging even when harvesting grass.

Contents

Gentle charging	4-5
Safe charging, precise cutting	6-7
Superstructure options	8-9
Bottom & drawbar	10
Chassis and tyres	12-13
Operation	14
Technical data	15

Gentle charging

– With the Ambion tine-bar assembly

Tine bar bearing

- Lateral spherical bearings for a long service life
- Twists of tine bars are compensated for without any problems
- Low maintenance and wear

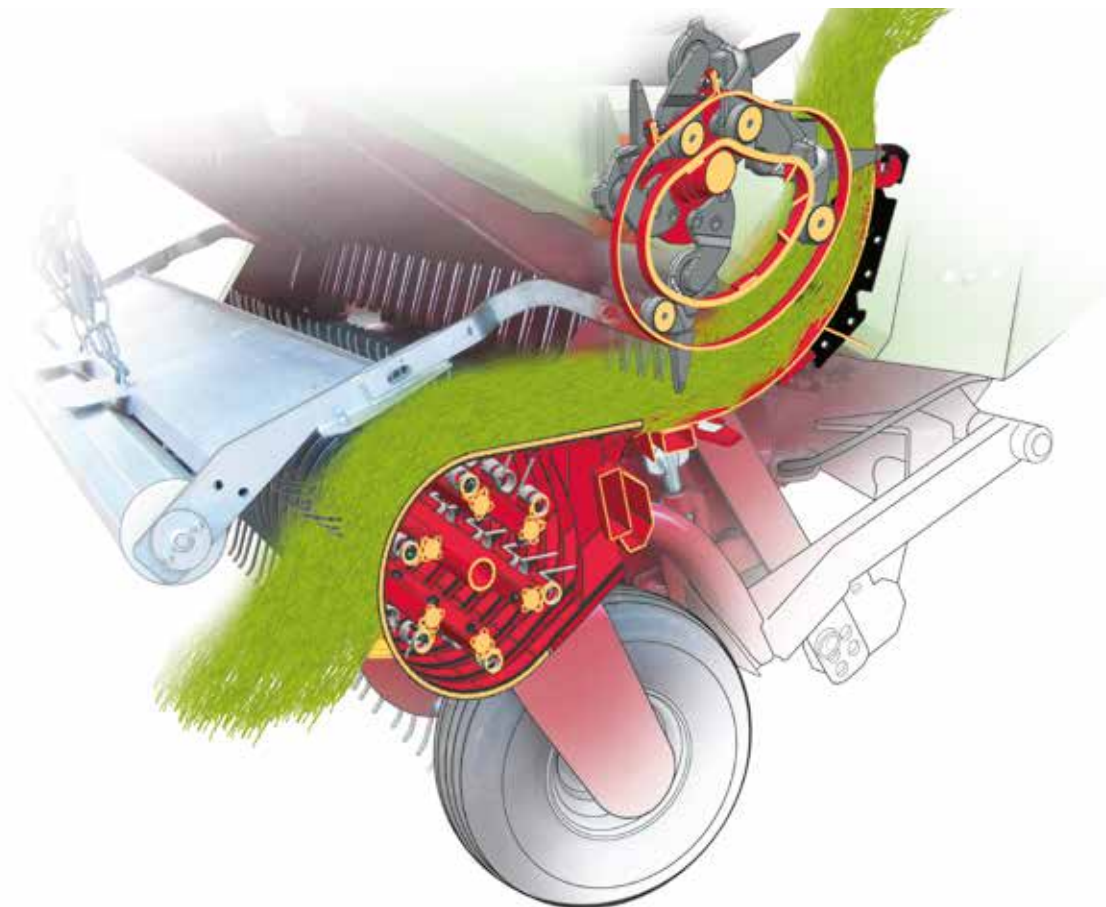
High harvesting performance

The two-sided curved path control enables:

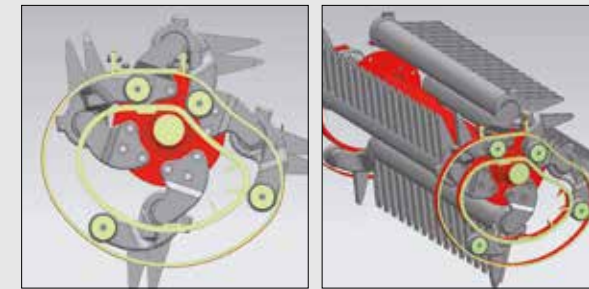
- Maximum harvesting performance
- Long service life

The double tines of the tine bars are guided at an optimum angle of 90° to the conveyor duct trough at any time.

- Low power required
- Exact cutting quality
- Extremely gentle fodder treatment



Technical modifications reserved



Four tine bars (standard in Ambion 290 – 360)

- Particularly gentle
- Ideal for hay and light materials



Drive

- Tine bars powered via a solid Duplex chain
- Pick-up powered via a reinforced roller chain
- Spring-loaded chain tensioner for rare re-tightening

4 tine bars



Five tine bars (standard in Ambion 440 – 500)

- Option for Ambion 250 – 360
- High harvesting performance
- Durable



Drive

- Powered via large-sized toothed wheels
- The outer steel bridge ensures maximum stability
- Toothed wheel wear due to one-sided abrasion is excluded

5 tine bars



Technical modifications reserved

Whether hay or grass

- Safe charging, precise cutting



Additional guide wheels

- Optional additional guide wheels behind the pick-up ensure reliable adaptation to the ground



Cutting unit

- Standard equipment with 6 knives (240 mm of theoretical cutting length)
- 19 knives (80 mm of theoretical cutting length) or 37 knives (40 mm of theoretical cutting length) as optional equipment
- Additional knives are hydraulically extended
- Easy handling due to knife change without use of tools
- Individual knife protection system for reliable safeguarding against foreign objects




Pick-up

- Galvanised pick-up of 1.8 m in width
- Flexible for good adaptation to the ground
- 5 tine rows, cam-track controlled
- Guide roller in front of the baffle plate for optimum material flow



Guide wheels

- Steerable guide wheels with rubber tyres
- Fine adjustment enables proper fodder intake at all times
- Proper picking-up of material to be loaded



Quick-lubrication system

- All lubricating nipples of the tine bar and control bearings are centrally grouped
- Lubricating with one rotor position without any problems
- Time saving of up to 90% for this work

Hay superstructure

– The voluminous one



Silage superstructure

– The compact one



Superstructure

- Particularly large-sized superstructure for powerful transport of dry fodder or straw
- Robust design with sturdy side posts
- Widely opening tailgate ensures fast discharge



Superstructure

- Profiled sheets with sturdy side posts
- Superstructure brackets with ropes enable maximum transport capacities



Roof profiles

- Robust roof profiles consisting of broad guide plates
- Compression of loaded material to increase transport capacity
- Road transport without any losses, in particular for light loaded material such as dry fodder or straw



Dosing unit

- 2 beaters discharge a neat swathe on the silo
- 3 beaters as optional equipment for even more precise discharge
- Easy distribution and reliable compression ensure optimum silage quality

Transport floor



Transport floor

- Even feed due to 10 mm strong round steel chains with a breaking load of 13 t each
- 25 mm thick wooden floor
- Handy profile strips with U-shaped cross-section screwed to the chains



Hydraulic transport floor drive

- Optional two-stage motor for maximum discharge speed
- Standard bumper buffer

Drawbar and linkage



Drawbar

- Hydraulic folding drawbar for top or bottom linkage
- Optional hydro-pneumatic drawbar suspension for optimum driving comfort
- Clearly arranged hose holder enables easy hitching-up



See machines in action:



Just scan the QR code or visit the Strautmann YouTube Channel.



Chassis and tyres

– For all needs



Chassis options



Spring-loaded boogie tandem assembly

- Safe and comfortable driving
- High degree of stability even during cornering
- Large pendulum radius
- Depending on the intended use, chassis with an axle load of 10 – 13 t are available
- Thus, in combination with corresponding tyres, even low overall heights can be implemented for fresh fodder harvesting.



Steering axle

- Optional equipment
- Protects the sward and reduces tyre wear



Tyre options

- Various tyre sizes are available for different requirements
- Large tyres up to size 710/40 R 22.5 ensure ground-protecting charging and a high degree of stability on slopes

Operation

Several operating options enable an adapted and easy operation



Electro-hydraulic easy-to-use control

- Standard equipment
- Operation of hydraulic functions via toggle switch
- Comfortable & easy

STRAUTMANN ISOBUS "SMART 570"

The Strautmann ISOBUS control helps you to have all machine functions under control at any time.



- Optional extra
- 5.7" coloured touch screen
- Optimum control of the charging and discharging process and safe road travel
- Intuitive and comfortable operation of machine due to right-handed usage

ISOBUS TERMINALS



Exemplary illustration of Fendt terminal

Due to the compatibility of the Strautmann ISOBUS control (ISOBUS AEF certification), most varied terminals can be used for the Strautmann forage wagons. Thus, depending on the tractor type, all machine functions can also be operated via the tractor joystick.

Technical modifications reserved

Technical data

	Ambion 290	Ambion 360	Ambion 440 Extension low / high	Ambion 500 Extension low / high
Total Dimensions				
Length [m]	8,95	10,35	10,75	12,00
Outer wheel width with chassis 13 t, tyres 620/40 R 22,5 [m]	2,72	2,72	2,72	2,72
Outer wheel width with chassis 13 t reinforced, tyres 710/40 R 22,5 [m]	2,81	2,81	2,81	2,81
Height with chassis 13 t, tyres 620/40 R 22,5 [m]	3,66	3,66	3,94 / 4,12	3,94 / 4,12
Height with chassis 13 t reinforced, tyres 710/40 R 22,5 [m]	3,76	3,76	4,00 / 4,18	4,00 / 4,18
Dimensions of loading space				
Height [m]	2,22	2,22	2,42 / 2,60	2,42 / 2,60
Width [m]	2,10	2,10	2,10	2,10
Length [m]	6,08	7,48	8,02	9,07
Tare weight				
Tare weight of basic equipment [kg]	5.800 / 6.300	6.100	6.400	6.600
Gross vehicle weight rating				
Gross vehicle weight rating [kg]	15.000	15.000	15.000	15.000
Power requirement				
Power requirement	51 kW / 70 hp	59 kW / 80 hp	59 kW / 80 hp	66 kW / 90 hp
Loading volume (medium compressed)				
Loading volume (medium compressed) [m³]	47,6	59,5	67,2 / 71,4	78,2 / 83,3
Loading volume acc. to DIN 11741				
Loading volume acc. to DIN 11741 [m³]	28	35	39,5 / 42,0	46,0 / 49,0
Additional entry				
Type of loading unit	Tine bars	Tine bars	Tine bars	Tine bars
Working width pick-up [m]	1,80	1,80	1,80	1,80
Number of knives [pcs]	6 / 19 / 37	6 / 19 / 37	6 / 19 / 37	6 / 19 / 37
theoretical cutting length [mm]	240 / 80 / 40	240 / 80 / 40	240 / 80 / 40	240 / 80 / 40

Figures, technical data and weights may change due to technical development and are not binding for delivery.

Technical modifications reserved



www.straumann.com

B. Straumann & Söhne GmbH u. Co. KG



Bielefelder Straße 53
D-49196 Bad Laer
Phone: +49(0)5424/802-0
Fax: +49(0)5424/802-76
info@straumann.com
www.straumann.com